
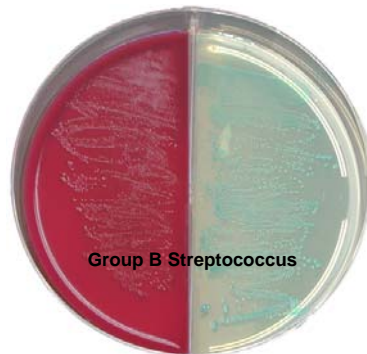
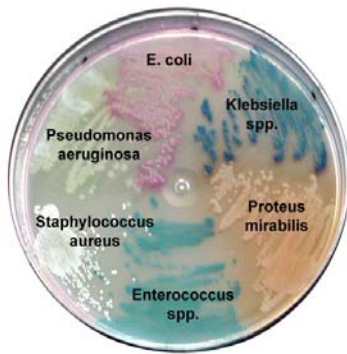




Spectrum™ Culture System

The Next Generation in Rapid Urinary Tract Infection Diagnosis

Spectrum™ is a new differential medium formulated with special chromogens to produce uniquely pigmented colonies. Color and morphology provide the basis for presumptive ID of over 90%* of the organisms most commonly associated with UTI in small animals.



- Available as single or bi-plate with blood agar.
- Colonies can be harvested directly from Spectrum™ plate for antibiotic sensitivity testing.
- Results in just 18-24 hours.
- Economical at only 4.00 per culture.
- Individually wrapped plates for extended shelf life.
- Color laminated interpretation chart free with first order.

Spectrum/Spectrum Plus Product Information

Intended Use: Spectrum™ agar is a new chromogenic culture medium that can be used in conjunction with traditional methods to aid in presumptive identification of many common bacterial organisms known to cause disease in animals. Spectrum Plus™ consists of a two-chambered agar plate containing Spectrum™ agar and non-selective Tryptic Soy Agar with 5% sheep blood. Spectrum™ and Spectrum Plus™ agar are intended for veterinary use only.

Product Features: Spectrum™ agar has been formulated to grow specifically pigmented colonies when inoculated with those organisms for which the product has been validated. Each organism can then be visually differentiated on the basis of color and colony morphology. Depending upon the organism, color reactions may be either genus or species-specific.

Tryptic Soy agar with 5% Sheep blood, commonly referred to as “blood agar”, is a non-selective medium that will support the growth of a wide range of bacteria. When grown on blood agar, certain organisms will elaborate hemolysins that in turn will lyse the intact red blood cells within the medium. While this hemolytic reaction can aid in the identification of certain organisms, it is rarely diagnostic per se of any one species.

Storage and Shelf Life: Each Spectrum™ agar plate comes individually wrapped for extended shelf life. Plates should be stored at 2°-8° C (36°-46° F) and protected from light.

Summary of Procedure: Spectrum™ plates should be removed from refrigeration and allowed to warm to room temperature prior to inoculation. Inoculate each plate utilizing established aseptic technique and place the plate with media inverted in a 37° C incubator. At 18-24 hours post inoculation, inspect the plate for bacterial growth and note the color and morphology of the resulting colonies. For accurate results, plates should be evaluated *no later than 24 hours* post inoculation. Prolonged incubation may alter the specific color reactions.

Interpretation: The following organisms have demonstrated specific color reactions when grown on Spectrum™ agar:

E. coli	Pseudomonas aeruginosa
Enterococcus	Salmonella enteritidis
Klebsiella (KECS Group)	Staphylococcus aureus
Proteus mirabilis	Streptococcus equi
Proteus vulgaris	Group B Streptococcus

Color reactions were obtained using organisms grown in pure culture. Mixed cultures should be carefully interpreted. See full package insert for additional aids to identification. Presumptive and/or questionable results should be verified using traditional culture methods or sent to a qualified microbiology laboratory.

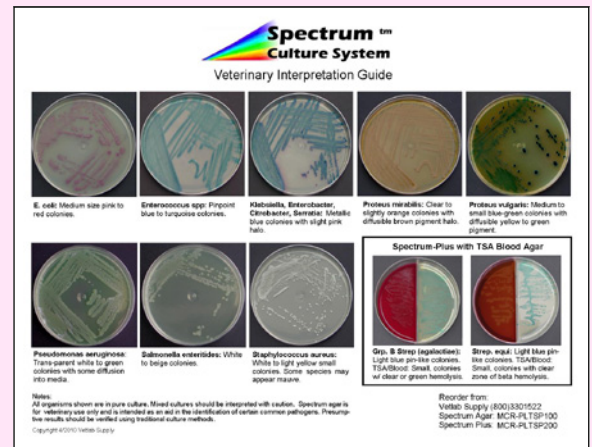
Antibiotic Sensitivity: Organisms may be harvested directly from the Spectrum™ agar plate for sensitivity testing via the Kirby-Bauer disk diffusion method. Sensitivity testing should not be performed on organisms harvested from blood agar.

Packaging: Spectrum™ and Spectrum Plus™ are packaged as 10 individually wrapped plates per box.

References:

Dowling, Patricia M: Antimicrobial Therapy of Urinary Tract Infections. Canine Vet. J. Vol. 37. July 1996

Merlino J., S Siarakas, GJ Robertson, GR Funnell, T Gottlieb, and R Bradbury: Evaluation of Chromagar Orientation for differentiation and presumptive identification of gram-negative bacilli and Enterococcus species. J. Clin. Microbiol. 1996 34: 1788-1793



Full color laminated interpretation guide provided free with first order.



New and refurbished incubators tailored to your test volume and budget.

Ordering Information:

PLTSP100	Spectrum Agar; 10/Pkg.
PLTSP200	Spectrum Plus Biplate with TSA 5% Blood; 10/Pkg.
PLTSP500	Spectrum CS; 5/Pkg. <i>New!</i> (For Culture & Sensitivity Testing)
EQGLB2850	Disposable 10 ul Calibrated Inoculating Loop. 100/Pkg.
A258062WC	Cotton Tip Sterile Applicators; 100/Pkg.
BD4361181-5	Oxidase Mini Dropper. 5/Pkg.

Scan here with your smartphone or tablet for more information.

